

A

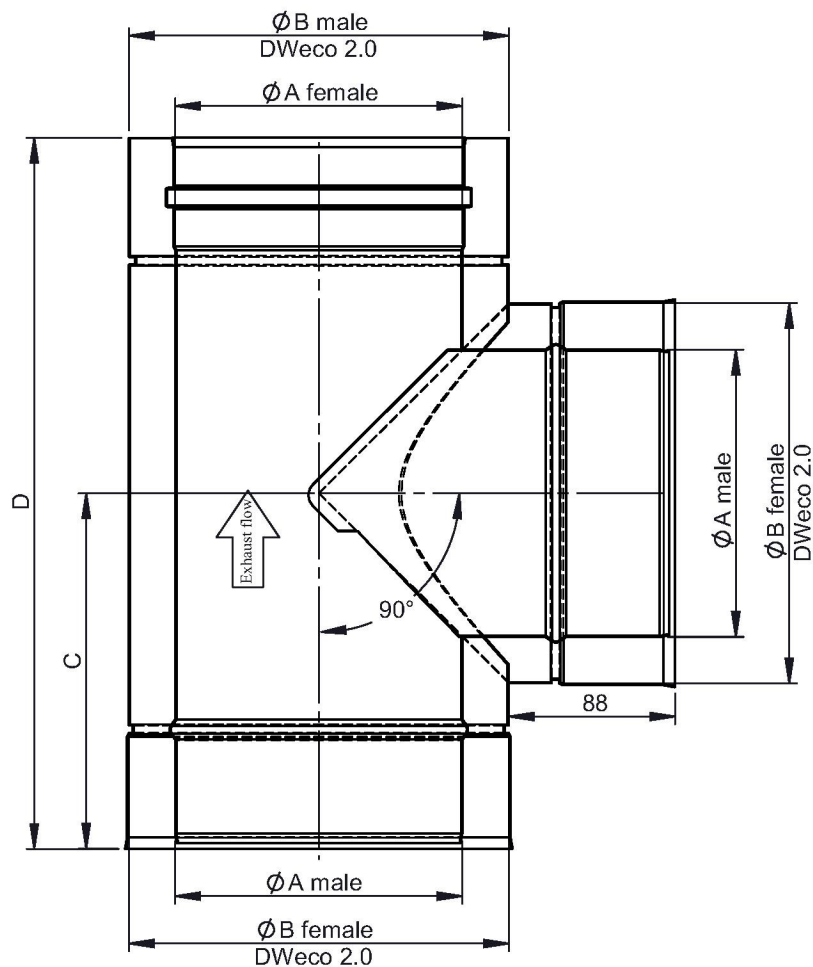
B

C

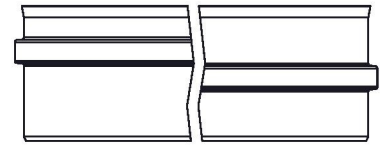
D

E

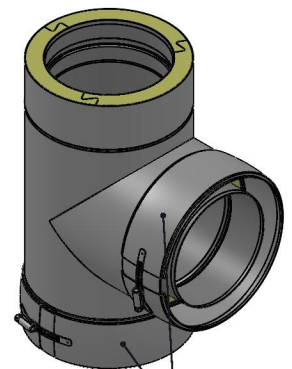
F



Possible type of female part "FU"



1:5 (Ø0150)



Incl. system clamp

Ø					130		150	160	180										
A					130		150	160	180										
B					180		200	210	230										
C					178		188	193	203										
D					356		376	386	406										
kg					3,0		3,4	3,7	4,2										

notes:
ENCD

DIN ISO 13920 Tolerances B

revisions-no.
04

	date	name
drawn by	15.03.22	MSA
checked by	15.03.22	SWA
approved by	15.03.22	JWY
modified by		

Jeremias
CHIMNEY SYSTEMS

description Pipe tee 90°

code 215-DWECO11 Ø

drawing-no. 02-35-2200-215

scale
1:5

format
A4

sheet
1 of 1

