
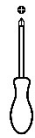




OK

not OK

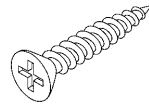


INTEGRAL
VERTRIEB

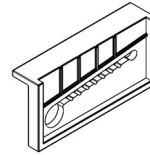
Auflagespüle / Lay on Sink



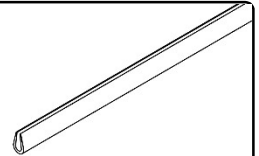
a x 1



b x 4



c x 4



d x 1

