



ASSEMBLY INSTRUCTIONS

A




2PC Table Leg

B




2PC Side Panel

C




1PC Table Top

E

  
M6\*32mm


8PC Bolt

F



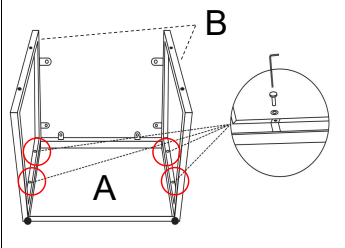
8PC Washer



G



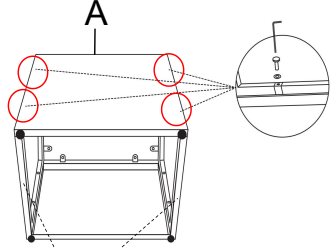
1PC Allen Wrench



1. Keep the bolts loose.



E		M6*32mm	4
F		Ø16*Ø6.5*1mm	4

2. Keep the bolts loose.



E		M6*32mm	4
F		Ø16*Ø6.5*1mm	4

3. Tighten all bolts, put C onto the top. Finished!

