



Meaningful Innovation.

WEEE Number: 80133970

INSTRUCTION MANUAL LED FLOOD LIGHT



02 YEAR
WARRANTY*

IP65
RATING

TECHNICAL DATA

MODEL	SKU	WATTS	USEFUL LUMEN @WIDE CONE	BEAM ANGLE	LIFE SPAN [HOURS]	DF	CRI	INPUT VOLTAGE	OPERATION TEMPERATURE	DIMENSION	PRODUCT WEIGHT	MAX MOUNTING HEIGHT	PROJECTED AREA(M²)	IK RATING
VT-44012	23971, 23972 23973, 23974	10W	730 Lm	110°	20,000	≥0.9	≥80	AC: 220-240V, 50/60Hz	-20° to +40°C	96x90x25mm	130g	<5 m	30-40	IK05
VT-44208	23975, 23976 23977, 23978 23991	200W	16450 Lm	110°	20,000	≥0.9	≥80	AC: 220-240V, 50/60Hz	-20° to +40°C	375x310x30mm	1910g	<5 m	150-200	IK05
VT-44109	23979, 23980 23981, 23982 23992	100W	8150 Lm	110°	20,000	≥0.9	≥80	AC: 220-240V, 50/60Hz	-20° to +40°C	253x225x29mm	920g	<5 m	100-125	IK05
VT-44022	23983, 23984 23985, 23986	20W	1510 Lm	110°	20,000	≥0.9	≥80	AC: 220-240V, 50/60Hz	-20° to +40°C	116x106x25mm	180g	<5 m	40-50	IK05
VT-44054	23987, 23988 23989, 23990 23995	50W	4000 Lm	110°	20,000	≥0.9	≥80	AC: 220-240V, 50/60Hz	-20° to +40°C	176x152x25mm	410g	<5 m	60-75	IK05

INTRODUCTION & WARRANTY

Thank you for selecting and buying V-TAC product. V-TAC will serve you the best. Please read these instructions carefully before starting the installing and keep this manual handy for future reference. If you have any another query, please contact our dealer or local vendor from whom you have purchased the product. They are trained and ready to serve you at the best. The warranty is valid for 2 years from the date of purchase. The warranty does not apply to damage caused by incorrect installation or abnormal wear and tear. The company gives no warranty against damage to any surface due to incorrect removal and installation of the product. The products are suitable for 10-12 Hours Daily operation. Usage of product for 24 Hours a day would void the warranty. This product is warranted for manufacturing defects only.



MULTI-LANGUAGE MANUAL QR CODE

Please scan the QR code to access the manual in multiple languages.



FR

Cet appareil,
ses accessoires
et cordons
se recyclent

À DÉPOSER
EN MAGASIN





À DÉPOSER
EN DÉCHÈTERIE

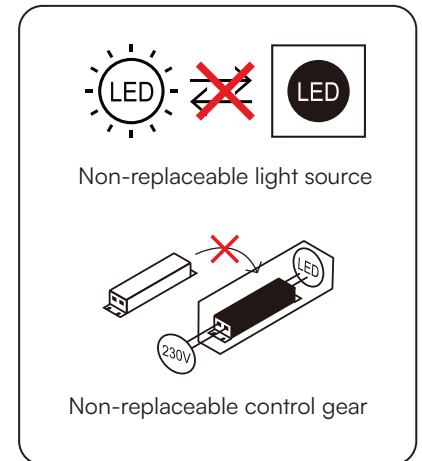


ou

Points de collecte sur www.quefairedemesdechets.fr
Privilégiez la réparation ou le don de votre appareil !


WARNING

- Please make sure to turn off the power before starting the installation.
- Installation must be performed by a qualified electrician.
- The light source of this luminaire is not replaceable; when the light source reaches its end of life the whole luminaire shall be replaced.
- The external flexible cable or cord of this luminaire cannot be replaced; if the cord is damaged, the luminaire shall be destroyed.
- Terminal block not included.
- Must be connected to waterproof terminal box
- Proper grounding should be ensured throughout the installation.
- For outdoor use.
- Replace any cracked protective shield. 
- Minimum distance from lighted objects 1m. 



NOTE

- To reduce the risk of strangulation the flexible wiring connected to this luminaire shall be effectively fixed to the wall if the wiring is within arm's reach.
- In order to maintain the IP protection of the product, the cable entry/gland should be installed on the bottom side.

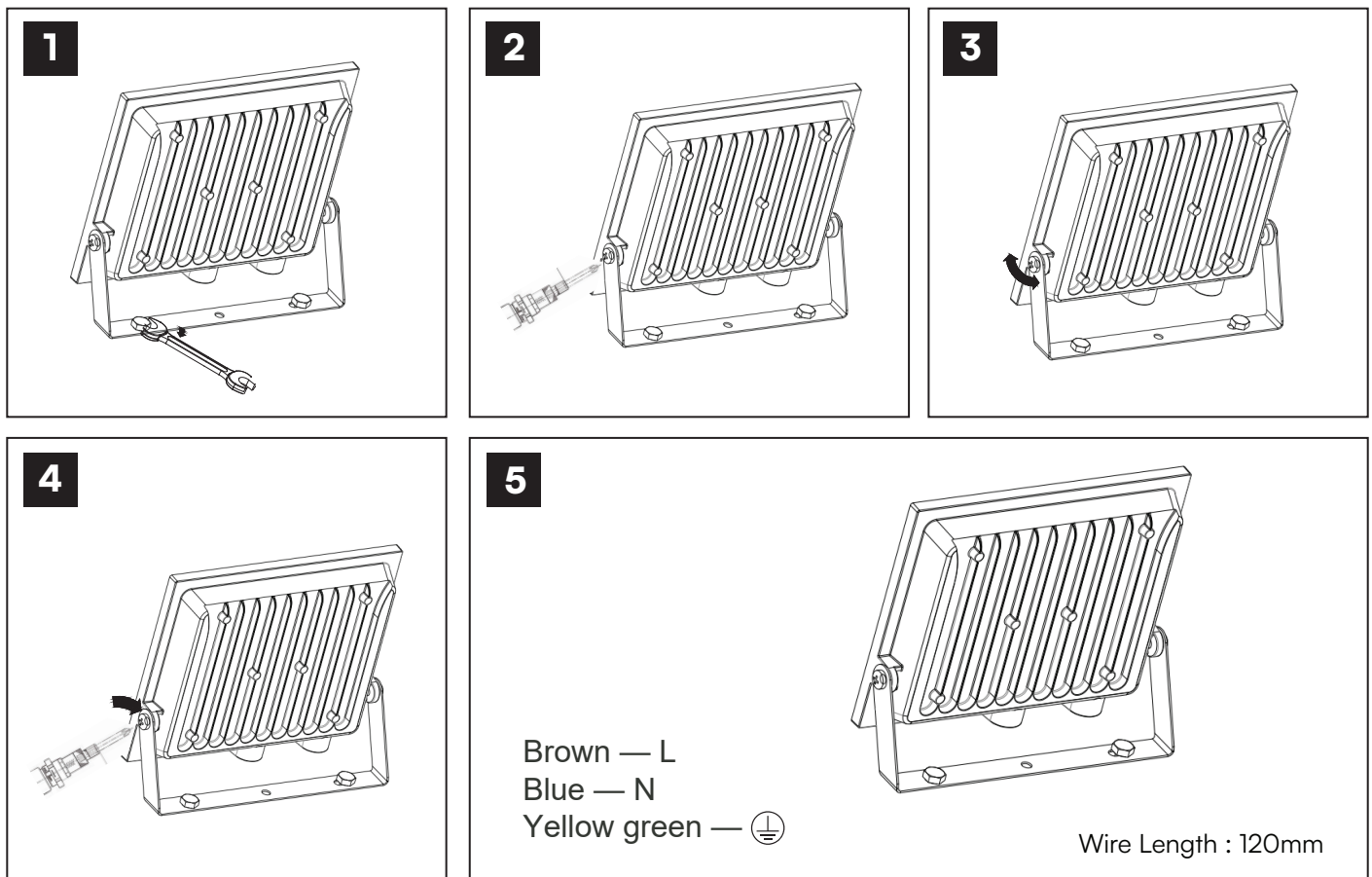


Caution, risk of electric shock.



This marking indicates that this product should not be disposed of with other household wastes.

INSTALLATION DIAGRAM



INSTALLATION INSTRUCTION

Strictly follow these instructions for installing, avoid the intensity of power cable during installing.
(Supply connection and other external wiring conductor shall be at least 3*1.0 mm² and confirm to EN 50525)

1. Turn off the power before starting the installation.
2. Install the brackets securely in place.
3. Adjust the flood light to achieve the desired angle.
4. Secure the flood light firmly in the chosen position.
5. Connect the wires as per the diagram provided.
6. Turn on the power and test the light.

V-TAC WEST EUROPE LTD. IN CASE OF ANY QUERY/ISSUE WITH THE PRODUCT, PLEASE REACH OUT TO US AT:
SUPPORT@V-TAC.EU FOR MORE PRODUCTS RANGE, INQUIRY PLEASE CONTACT OUR DISTRIBUTOR OR NEAREST DEALERS.
V-TAC WEST EUROPE LTD. GROUND FLOOR, 71 LOWER BAGGOT STREET, DUBLIN 02, IRELAND D02 P593

V-TAC UK LTD. IN CASE OF ANY QUERY/ISSUE WITH THE PRODUCT PLEASE REACH OUT TO US AT
SUPPORT@VTACEXPORTS.COM V-TAC, 5A TUNGSTEN PARK, DOWNS ROAD, WITNEY, OXFORDSHIRE, OX29 0AX

